







Your Phone

- ① Voicemail indicator
- ② DDI soft keys
- ③ Feature Softkeys
- ④ Navigation cluster
- ⑤ Volume
- ⑥ Mute
- ⑦ Headset
- ⑧ Voicemail
- ⑨ Re-dial
- ⑩ Speakerphone

Feature Buttons

Use feature softkeys to view calls and access features such as Call Log. Use the Direct Dial soft keys (DDI's) to call the contacts on the Directory.


Buttons illuminate to indicate status:

-  Green, steady: active
-  Green, flashing: incoming call
-  Red, steady: line in use
-  Red, flashing: internal extension incoming call

Make a Call

1. Pick up the handset.
2. Enter a number, and then press the **Send** soft key.



Answer a Call

Pick up the handset.
Using the speakerphone, press .

Put a Call on Hold

Press the the **Hold** soft key during an active call.
To resume a held call, press the **Resume** soft key.

View Your Recent Calls

1. Press the **History** soft key when the phone is idle, press  or  to scroll through the list.
2. Select an entry from the list, you can do the following:
 - Press the **Send** soft key to place a call.
 - Press the **Delete** soft key to delete the entry from the list.


Transfer a Call to Another Person

1. From a call that is not on hold, press **Tran** soft key.
2. Enter the other person's phone number.
3. Press **Transfer** soft key again.


Add Another Person to a Call

1. From a connected call that is not on hold, press the **Conf** soft key.
2. Enter the number of the second party, and then press the **Send** soft key.
3. Press the **Conf** soft key again when the second party answers. All parties are now joined in the conference.


Make a Call with a Headset

1. Plug in a headset.
2. Enter a number using the keypad.
3. Press **Headset** .

Make a Call with the Speakerphone

1. Enter a number using the keypad.
2. Press **Speakerphone** .

Mute Your Audio


1. Press **Mute**  soft key.
2. Press **Mute** again to turn mute off.

Listen to Your Voice Messages

The Message Waiting Indicator on the idle screen indicates that you have new voice messages waiting.

The power indicator LED slow flashes red.

To listen to voice mail messages:

1. Press  or the **Connect** soft key.
2. Follow the voice prompts to listen to your voice messages and enter your pin.

Do Not Disturb mode

To access **DO NOT DISTURB** press the **DND** key.



Adjust the Volume in a Call

Press **Volume**  left or right to adjust the handset, headset, or speakerphone volume, during a call.

Adjust the Ringtone Volume

Press **Volume**  left or right to adjust the ringer volume when the phone is not in use.

Change the Ringtone

1. Press the Menu soft key when the phone is idle, and then select **Basic** → **Sound** → **Ring Tones**
2. Press  or  to select the desired ring tone.
3. Press the Save soft key to accept the change.

Notes